

# Executive Summary



ABC Company

Trip Departures from 01/01/2013 to 12/31/2013

Air Charges Summary	Totals	Averages
Transactions-Invoices:	510	
Credits	1	
Total Transactions:	511	
Net # of Trips:	509	
Air Charges:	\$235,930.23	\$463.52
Savings:	\$7,585.38	\$14.90
Negotiated Savings:	\$0.00	
# of Exceptions:	149	
Lost Savings:	\$17,372.20	\$34.13
Service Fees:	\$9,212.00	

Top 5 City Pairs	# of Segs	Amount
Atlanta<->Richmond	99	\$16,741.25
Nashville<->Richmond	83	\$14,626.96
Lexington<->Richmond	61	\$14,781.33
Richmond<->Louisville	54	\$10,055.32
Chicago-Ohare<->Richmond	33	\$11,060.39

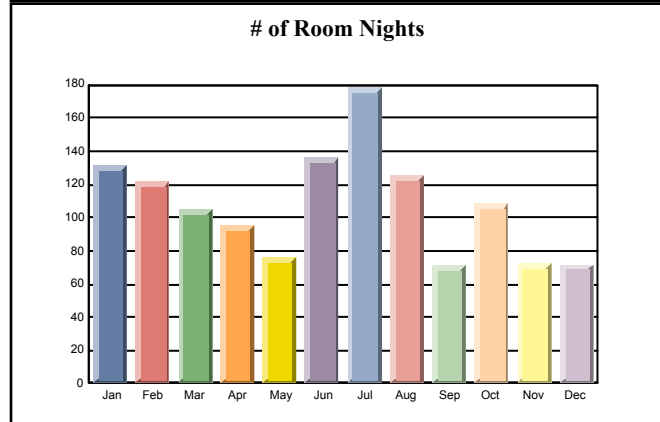
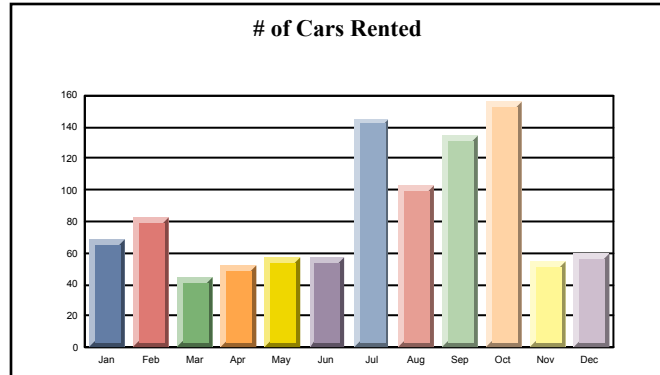
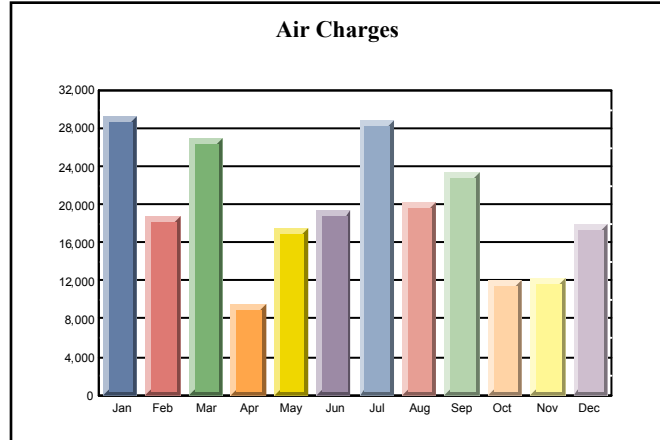
Car Rental Summary	Totals	Averages
# of Cars Rented:	335	
# of Days Rented:	1,015	3.03
Cost (Booked Rate):	\$47,199.69	\$53.86
Cost Per Day:	N/A	\$46.50

Top 5 Car Rental Cities	# of Days:	Amount
RICHMOND, VA	221	\$7,524.73
RALEIGH, NC	93	\$2,433.86
LOUISVILLE, KY	87	\$4,619.62
NASHVILLE, TN	73	\$4,103.07
ATLANTA, GA	73	\$3,441.10

Hotel Booking Summary	Totals	Averages
# of Bookings:	864	
# of Room Nights:	1,296	1.50
Cost (Booked Rate):	\$141,918.58	\$109.67
Cost per Night:	N/A	\$109.51

Top 5 Hotel Cities	# of Nights:	Amount
BOWLING GREEN, KY	80	\$8,768.90
STATESVILLE, NC	57	\$6,301.50
HARRISONBURG, VA	53	\$4,868.21
WINCHESTER, VA	47	\$4,616.15
RICHMOND, VA	32	\$4,134.05

Trip Departures from 01/01/2013 to 12/31/2013



Trip Departures from 01/01/2013 to 12/31/2013

