

# Executive Summary with Graphs



ABC Corp

Invoice dates from 01/01/2017 to 03/31/2017

Air Charges Summary	Totals	Averages
Transactions-Invoices:	101	
Credits	0	
Total Transactions:	101	
Net # of Trips:	101	
Air Charges:	\$49,284.41	\$487.96
Savings:	\$844.99	\$8.37
Negotiated Savings:	\$0.00	
# of Exceptions:	6	
Lost Savings:	\$935.54	\$9.26
Service Fees:	\$2,210.00	

Top 5 City Pairs	# of Segs	Amount
Nashville<->Richmond	29	\$5,525.12
Lexington<->Richmond	16	\$3,343.23
Minneapolis<->Richmond	12	\$4,948.82
Atlanta<->Richmond	10	\$2,562.79
Orlando<->Richmond	8	\$1,273.90

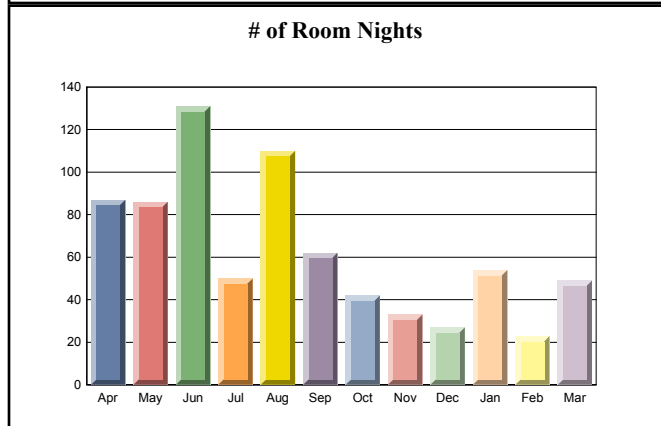
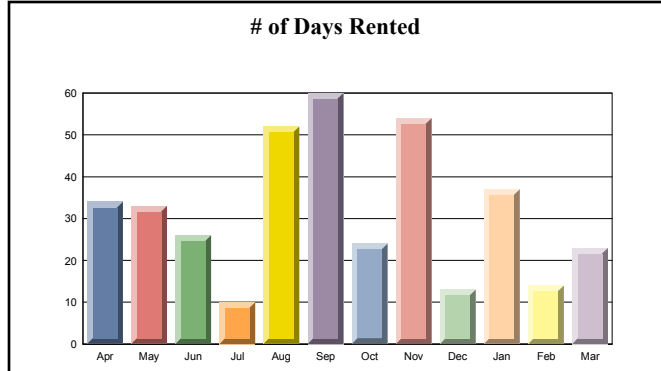
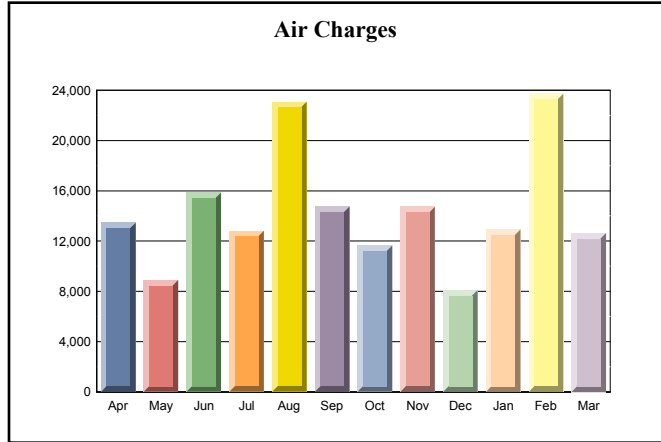
Car Rental Summary	Totals	Averages
# of Cars Rented:	31	
# of Days Rented:	74	2.39
Cost (Booked Rate):	\$3,383.56	\$44.49
Cost Per Day:	N/A	\$45.72

Top 5 Car Rental Cities	# of Days:	Amount
NASHVILLE, TN	14	\$722.28
CHARLOTTE, NC	13	\$472.47
MANCHESTER, NH	12	\$652.04
LOUISVILLE, KY	7	\$301.00
ORLANDO, FL	5	\$250.24

Hotel Booking Summary	Totals	Averages
# of Bookings:	89	
# of Room Nights:	126	1.42
Cost (Booked Rate):	\$13,421.28	\$107.12
Cost per Night:	N/A	\$106.52

Top 5 Hotel Cities	# of Nights:	Amount
FLOWERY BRANCH, GA	11	\$1,306.80
VALDOSTA, GA	7	\$576.32
CULPEPER, VA	6	\$556.14
RICHMOND, VA	5	\$570.00
STATESVILLE, NC	5	\$505.60

Invoice dates from 04/01/2016 to 03/31/2017



Invoice dates from 01/01/2017 to 03/31/2017

